

## Showgrounds Community Men's Shed **Newsletter – November 2020**

### **PRESIDENT'S NOVEMBER UPDATE – *Mike Wiggin***

Hello All!

I think I am beginning to really test the patience of Doug Dellit, our esteemed and much appreciated newsletter editor, however I wanted to get the results of the 2020 AGM and the BHP South Flank Xmas function into this report.

The AGM was held on the 25th of November with around 40 members in attendance. For reference, I have attached the President's Report to my update. We are in a strong financial position with all groups active and the overall operation is cash flow positive, in fact more so than I anticipated at the start of the year.

We provided the catering and service staff for the sausage sizzle at BHP's South Flank Project Xmas function on Sunday 29th of November. The team started at 10.30am and finished around 5.00pm with the guys working in 2 hour shifts. They did a great job and deserve our praise for their friendly professionalism throughout the day. The BHP manager responsible for the day was very happy with the work done and the support we provided to them. They will be donating \$2,000 for our efforts on the day, which is a great outcome considering they supplied everything!

Our third monthly members meeting on Wednesday 25th was replaced by the AGM. The talk following this was given by Dr Jenny Brockis, a widely respected speaker who talked about "How to Thrive and Create Happiness". The sausage sizzle went as expected and we were on our way by 6.00pm

### **PRESIDENT'S 2020 ANNUAL GENERAL MEETING REPORT**

*Mike Wiggin*

I am pleased to provide the first President's report to our first AGM.

Our Shed moved from a Steering Committee structure to our Men's Shed Committee structure in September 2019 after the current Office Holders had been appointed for 3 year terms at the final Steering Committee meeting in August 2019.

At that time our membership was less than 100 people and I am very pleased to advise our membership continues to thrive as we recently passed the 180 member mark.

In February 2020 the Shed was formally opened by Premier Mark McGowan at a very well attended opening function with representation from the Royal Agriculture Society, local politicians and our Patron, Michael Chaney.

All significant renovations were completed in 2020 and it was very pleasing to gain funding for the installation of a disabled toilet. We also completed disabled access into our garden area thanks to the work of our members. A bee keeping area was also established.

Our activity base is thriving with the following groups all going strong. The groups are Woodwork, Gardening, Cooking, Bicycles, Photography, Electronics, Wine Appreciation, Bee Keeping, Singing and Computers. I would like to note a special thanks to the team leaders of each of these activities.

Our financial position is strong and is reflected in the Treasurer's report.

We have continued strong support from the community through requests for work, sales of woodwork products and plants and donations of bicycles.

The Shed is supporting men's health through monthly member meetings where a speaker is invited to engage members on a health and wellbeing topic. Members' wellbeing is also strongly supported by popular fortnightly lunches provided by our Cooking Group and the Thursday morning clean up and morning scone event.

I look forward to the shed continuing to grow our membership, the ongoing success of all our groups and the expansion of our links with the immediate community.

## SHED OPEN DAY – *Steve Gerreyn*

The Shed held its inaugural Open Day on Saturday 14<sup>th</sup> November between 9am and 1pm.

The team spent much of the Friday afternoon setting up the Garden area and were onsite bright and early on the Saturday to get ready.

We had a few challenges in that the weather was very temperamental and also the Showgrounds were hosting the Annual Vintage markets.

All in all it was a great success. Sales of Food, Plants and Woodwork items were above expectations and many visitors were also given a 20 minute tour of the Shed. Thanks to Stewart for taking groups through. All our Visitors were very impressed by the Shed and the range of activities we have on offer. We would expect more members signing up in the next few weeks as a result of the Open Day.

The coffee and scones and Bacon and Egg Rolls proved very popular along with the Xmas shortbread biscuits the kitchen group had prepared. Thanks to Peter, Werner and the team.

Although it was a slow start for the Garden and Woodworking groups, sales of plants and woodworking items increased dramatically as the weather improved. Thanks to Dennis, Colin and Noel from the Gardening Group and Mike Glasson from the Woodworking Group.



It was also great to see so many Shedders coming through with their families. I'm sure they were duly impressed in what they saw.

Thanks to Peter Buck for capturing the event with these pictures.



## WOODWORKING GROUP – *Mike Wiggin*

With regard to Shed projects, wine tables are still the big item on our schedule and we are still struggling to keep up with demand. We have raised the price in an attempt to lower demand, but I'm not sure that's working just yet! It seems the tables are becoming a very popular Xmas present.

Peter Blake's Street Library project has been completed and is awaiting delivery. The late request for a gate for the South Flank Day resulted in a rushed effort that was completed on the Saturday for delivery the next morning, but it worked as designed and was well received.

One of our more unusual jobs was to turn a series of wooden replicas of artillery shells for the Leighton Battery group. We handed these over on the weekend just passed and much thanks must go to Noel Hickman and Basil Twine for their work in this one.

Claremont Council has asked for a number of signs for their new garden; we will be supplying a street library to the Hollywood Hospital staff, repairing chairs and modifying furniture for other customers plus lots more. All of this means we could do with more volunteers, so if you have some spare time, don't hesitate to contact me or any of the supervisors to get started.

## GARDEN GROUP – *Steve Gerreyn*

Hi Shedders

Our Garden is now thriving with the warmer weather and we are continuing to build up our stock of Plants.

We have recently acquired an APP for the Garden Team's smart phone to allow us to identify plants we have in the Garden and new Plants that are donated to us. This certainly helps on Open Days when you we get questions from the Public regarding names and characteristics of plants.

We are still in project mode having completed the following projects over the past month:

- Installation of our Garden Sign and French provincial style pot on the side fence
- Continued relocation of our Veggie Beds to the new Veggie Garden area.
- Painting of the Fencing around our Veggie Garden
- Commencement of the Shade House outside the Western Fence

We held our first Open Day on the 14<sup>th</sup> December which although marred by the weather was a very successful event. The Garden sold over \$600 of Plants which we hope to better at our **next Open Day on the 5<sup>th</sup> December.**

Over the next few months, we will also be opening the Shed Garden to the Public at least once per week, which we will be advertising in the near future.

A big thanks to Graeme Owens, for his great work painting the fencing for the Veggie enclosure and the Garden team that helped out on the Open Day.

If anyone would like to get involved in some of our projects please get in touch with me, Steve Gerreyn at [gardenlead.msclaremont@mail.tidyhq.com](mailto:gardenlead.msclaremont@mail.tidyhq.com).

## KITCHEN GROUP – *Peter Goodes*

The SCMS Kitchen Group continues to grow, prepare quality wholesome food and dishes, while having fun!



Preparation and serving Theme lunches continue to be well supported and enjoyed by all.

### Highlights

Bill Macleod's Japanese food, prepared in great detail by the Kitchen's budding Chef's was truly a great success. The presentation and high quality super fresh dishes were a hit with the 30 foodies attending lunch.

This was followed two weeks later by a 'mystery lunch' lead by Russell Ascott. The theme turned out to be Greek!

The result was amazing. A 3 course meal, Tsaziki served with olives and pita bread; Moussaka with salad; and sweets, the famed Baclava.

What a lunch!

The Kitchen's herb and vegetable garden is thriving under Stewart Forbes careful tendering. Already Shed grown herbs have found their way into our dishes.

Preparation is underway for the President's Christmas Lunch. It is open to all Shedders and will be held on Thursday 17th December.

Finally, please don't forget the Shed's **Open Day Saturday 5th December**.

With the Christmas Season upon us, keep safe, eat well and have fun.

## RECIPE OF THE MONTH – *Werner Ribul*

### Moroccan Spiced Chicken with Couscous

Prep Time: 15 minutes      Serves: 6

Cook Time: 30 minutes

Total Time: 45 minutes

#### Ingredients

- 1 ½ pounds boneless, skinless chicken breast
- 3 cloves garlic, minced
- 1 tsp. powdered ginger
- 2 tsp. fresh coriander, chopped fine
- 1 tsp. smoked paprika
- 2 tsp. cumin powder
- ½ tsp. chili powder
- 1 tsp. sugar
- 1 tsp. salt
- ½ tsp. freshly ground pepper
- ¼ cup olive oil
- grated zest and juice of 1 lemon



### For the Couscous:

- 420 ml chicken broth
- 1 cup couscous
- 2 tbsp. olive oil
- ½ cup dried apricots, chopped to bits
- ½ cup whole almonds, chopped
- ¼ cup fresh coriander, chopped fine
- salt & freshly ground pepper to taste For Garnish: coriander sprigs, lemon slices

### Method

1. In large bowl, combine the garlic, ginger, chopped coriander, smoked paprika, cumin, chili powder, sugar, salt, pepper, olive oil, lemon zest and juice. Squish the bag until all the ingredients are thoroughly combined.
2. Cut the chicken to skewer size pieces and add to the bowl. Mix until the chicken is fully coated and let the chicken marinate in the spices at least an hour (or overnight).
3. Thread the chicken onto 2 or 3 bamboo skewers which have been soaked in water.
4. Just before you grill the chicken, make the couscous. Bring the chicken broth to a boil in a saucepan. Remove from the heat and add the couscous. Let it sit for 5 minutes. Fluff the couscous with a fork and stir in the oil, apricots, almonds and 1/4 cup chopped coriander. Cover to keep warm while you grill the chicken.
5. Grill the chicken 10 - 12 minutes until the outside is charred and the chicken is cooked through.
6. On a platter, spread the couscous and top with the chicken skewers. Garnish with coriander sprigs and lemon slices.

## COMPUTING AND SOCIAL MEDIA – *Les Gunn*

The internet mobile broadband at The Shed has been stable and fast. We have recently increased our upper limit for monthly usage by 4 times and this enables 10 computers plus WiFi networks which are mainly used by members who bring smart phones or mobile computers to The Shed. On our recent Open Day, many credit card transactions were posted via wireless “Square” readers (out in the garden area) for purchases.

This month, a few members have been helped with everything from MacBook hardware issues to installing Google Photos software for management/backup of photos. The Help Desk is usually open on Wednesdays after lunch and you are welcome to bring your PC, Tablet or smart phone or just use one of our desktop PCs/iMac. Whatever you decide, almost always, a password is required so don't leave those credentials for Google/Microsoft/Apple account sign-on at home.

Please contact Les Gunn at [les.gunn@gmail.com](mailto:les.gunn@gmail.com) or 0412171006 for help with email, smartphones, WiFi, Cloud storage, malware or virus protection and any other IT issues that may have you bogged-down in technology.

## BICYCLES GROUP – *Michael Bisset*

Steady progress being made by the Bike team in terms of delivery of bikes and sale of bikes. We have just delivered our 100th bike since July and the flow of bike donations from the community gets stronger each month. This is a very pleasing part of the activity to have the community aware and offering their old bikes. Also really great that new members are very keen to become part of the group. We need to expand our space as it is getting pretty crowded!!

This month the Photography Group features some photos taken by Chris Cole of the Bike Repair Group as they refurbish bicycles to be distributed to needy families.



## BEE KEEPING GROUP – *Peter Panek*



Well the month of November has almost passed by and as far as honey production goes it has been terribly slow.

This year November has been one of the wettest on record with approximately 3 times the usual rainfall. Therefore our bees have had a slow, restful month and not travelled out from the hive on the wet days. Hence honey production is well down on where we thought we would be.

On the 18<sup>th</sup> November, 4 members went and inspected the hives. We simply opened each hive and had a look to see how production was going. It was obvious that we needed to be patient and look to harvesting in approximately 4 weeks' time.

In the first week of December we will again visit each hive and we will relocate some frames which are full or close to full and capped from the lower boxes up into the top most box. This way when we go to harvest the top box the following week, we will have a greater number of full frames to harvest.

A couple of days before we harvest, we will again visit the hives and install the one-way trays which allow the bees to leave the top box, but not return. That way when we take the top box, there will be very few bees still on the full frames and we will have less bees to deal with.

Just opening the hives and having a look at the work the bees have been doing was a wonderful experience and it is one of the reasons one becomes an amateur apiarist. I am wondering if we can run guided tours of our hives during Royal Show Week. We could outfit the patrons with Bee Suits and give them an induction followed by a visit to the hives. They could use the smoker to pacify the bees, lift a lid from a hive and then remove a frame and inspect the frame up close. All of this for say \$50 for the 1-hour tour. I reckon we could make a great contribution to the Club's finances. What do you think?

In the Bee Room, following the Melbourne Cup when there were several Sheddies around, we were able to have all our honey jars fully labelled with our "Bee Shed Honey" stickers. Thanks to those Sheddies who undertook this task on our 400 jars.

Also progressing this month is the change over from a single laundry sink to a double sink with draining boards, shelves, and a new extendable kitchen tap arrangement. The installation is almost complete and so thank you very much to Stephen Keenihan for undertaking the task and becoming the Shed plumber.

Also, we will be adding more shelves into the Bee Room for storage and soon our room will be very full.

I know that November has been slow for us all, but December is looking like becoming a busy month and I look forward to seeing you participate in our first harvest/draw of honey and then bottling the honey. Our plan is to sterilize all the jars we have been donated and use these donated jars for our first draw of honey. This honey will be shared amongst the Bee Group and Sheddies first. Once we have more honey, we shall bottle it into the purchased jars and sell it to the public. Based upon recent sales achieved, we propose to sell the honey for \$12/500grams or \$22/kg. Depending on market take up we shall adjust our prices accordingly.



## WINE APPRECIATION GROUP – *Graeme Owens*

The key objective of the Shed's Wine Appreciation Group is that members should meet together not only to appreciate wines, but to appreciate the company of fellow members with a similar interest. They say wine should be tasted, wine should be discussed and wine should be enjoyed, and at our recent meetings wine was tasted, it was discussed and it was enjoyed, all while the members were appreciating being surrounded by great company.


At times our wines may comprise a theme, such as at our October meeting when the theme of the meeting was 'medal winning wines' and four different wines of that level were evaluated in turn. Wow!

For our first meetings the wines had been selected and presented by Graeme and Stephen, but the format has progressed so that at least two of our wines are being selected and presented by two members. At the November meeting we were given a challenge when those two wines (presented masked) turned out to be a durif and a malbec.

We endeavour to have a short 'item of interest' at each meeting and we have had 'aging wines', 'scoring wines' and 'corked wines'. Since the talk on corked wines we could be looking forward to being served a spoiled wine at a restaurant so that we can send it back with the smug confidence of telling them it was 'corked'.

## ELECTRONICS GROUP – *John Hassell*

The Electronics Group has been busy this month repairing vacuum cleaners and sanders as well as supervising the installation of outdoor power points and floodlights in the garden area. Now the Shed sundowners can carry on after sundown.



The electronics workshop is now pretty much complete with benches and shelving made and installed. We are still looking for suitable tools and equipment such multi-meters, soldering irons or any other electrical gear.

In the New Year we plan to begin skills sessions starting with a 'Learn to Solder' session.

The idea is to look at the basics of soldering and for participants to construct a small electronic toy for their kids or grand kids.


If you have an interest in things electrical or electronic look in on the Electronics Group workshop.

## PHOTOGRAPHY GROUP – *Mike Somerville-Brown*

### Field Trip to Lake Claremont 22 October 2020

The field trip to Lake Claremont was structured to provide an opportunity to practice concepts outlined in Peter Buck's previous presentation on landscape composition held on 8 October 2020. At Lake Claremont we had the opportunity to compose photos suggested by Peter and also to use our creativity in selecting and taking other photos of subjects around the Lake. We then returned to the Shed and uploaded the photos using the Google Photos app which prompted discussion on a selection of members photos.

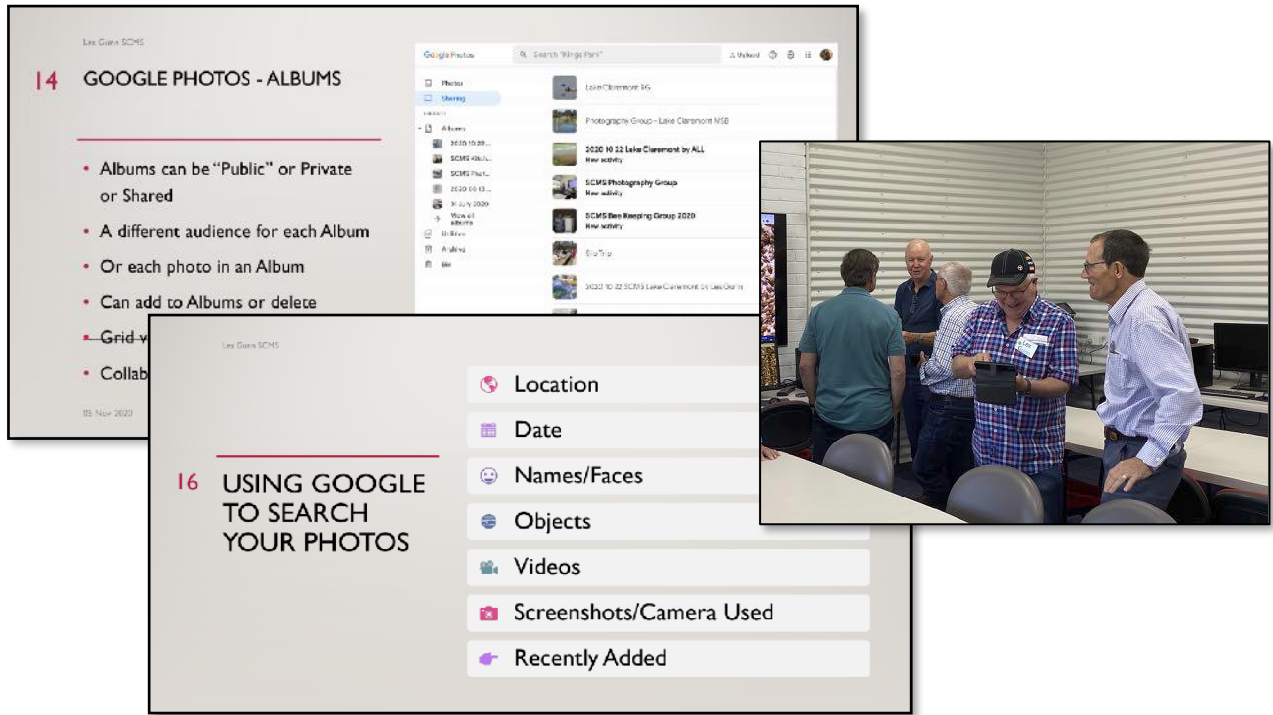
The session concluded with a Sundowner at the Shed. A selection of photos of the day are shown below:



### Workshop - Sharing Photos, 5 November 2020

Les Gunn's presentation outlined the options for sharing your photos with family and friends using various apps such as Google Photos, Apple Photos, Dropbox or social media such as

WhatsApp, and Facebook., Les used a simple workflow chart to identify the key steps. He illustrated each step with notes and examples. Les also used Google photos app to illustrate some key features such as searching, organizing and editing photos. His presentation can be found on the Google Classroom app setup for Photography Group members. This presentation provided a good introduction and will be followed up with subsequent presentations using specific software packages such as Google Photos and Lightroom.



**14 GOOGLE PHOTOS - ALBUMS**

- Albums can be "Public" or Private or Shared
- A different audience for each Album
- Or each photo in an Album
- Can add to Albums or delete
- Grid view
- Collaboration

**16 USING GOOGLE TO SEARCH YOUR PHOTOS**

- Location
- Date
- Names/Faces
- Objects
- Videos
- Screenshots/Camera Used
- Recently Added

### Photography Group Programme 2020

Date	Presenter	Time	Workshop/Field Trip
8 October	Peter Buck	2.30pm Meeting Point Showgrounds Men Shed	<ul style="list-style-type: none"> <li>Presentation: Planning, Composition in Landscape Photography.</li> <li>Review of previous workshops.</li> <li>Sundowner and discussion.</li> </ul>
22 October	Peter Buck and Les Gunn	2.00pm Corner Lapsley and Elliott Rds, Claremont, Lake Claremont Golf Course	<ul style="list-style-type: none"> <li>Landscape Field Trip: Lake Claremont.</li> <li>Review of results back at the Shed.</li> <li>Sundowner and discussion.</li> </ul>
5 November	Les Gunn	2.00pm Showgrounds Men Shed	<ul style="list-style-type: none"> <li>Presentation: Google Photos Revealed</li> <li>Sundowner and discussion</li> </ul>
19 November	Peter Buck	2.00pm Showgrounds Men Shed; then Cottesloe Beach	<ul style="list-style-type: none"> <li>Presentation: Sunrises and Sunsets, at the Shed</li> <li>Cottesloe Workshop</li> <li>Sundowner</li> </ul>
3 December	Peter Buck	2.00pm Showgrounds Men Shed	<ul style="list-style-type: none"> <li>Review sunset workshop</li> <li>Discussion previous workshops</li> <li>Plan 2021 Programme</li> </ul>
17 December	Mike Somerville-Brown	12.00pm	Christmas Lunch: Details nearer the time

## The Shed Photography Project 2020

The Shed Photography Project involves members of the Photography Group who have nominated to photograph and document the activities of the various other groups in our Shed over the next six months.

This month we featured photos taken by Chris Cole of the Bike Repair Group – see under Bicycle Group.

## CHRISTMAS CLOSURE

The Shed will be closed on Thursday 24<sup>th</sup> December and reopens on 4<sup>th</sup> January



**Stay Safe and enjoy the activities of the Shed**