

Showgrounds Community Men's Shed Newsletter – May 2023

PRESIDENT'S UPDATE – *Peter Panek*

Hi Sheddies,

Because of the ongoing efforts of our members and everything we try to do in order to provide a safe and inviting place to be the fame of our Shed is spreading far and wide. Recently, Mike Wiggin was recognised for his contribution in making the presentation box for an award-winning marmalade which was presented to King Charles III (see photos below). Also recently, a general article has appeared in the London Sunday Times about Mens Sheds, with a photo of our own Sheddie, Greg Soudure, working away on a lathe. Not bad exposure for our Shed and Mens Sheds in general.

Speaking of exposure for Men's Sheds in general, our Shed, due to its unique location within the Showgrounds, is exposed to thousands of visitors. We are a great advertisement for the fabulous benefits of our Shed and Men's Sheds across the State. Our hard-working Royal Show Committee is proceeding with the plans to get our Shed into a position where we can best display the benefits of Shed life. I implore you to help where you can in whatever capacity you can. Be it preparing items for sale or exhibit or helping out throughout the Show. Without your active participation the tasks fall to a small group and hence is unfairly distributed amongst us. If you wish to help now, please seek out any of the Royal Show organising committee, namely, Bill MacLeod, Simon Benwell, Otti Rainer or Peter Hall. Later, you will be asked to help out during the Show itself and I encourage you all to sign up and enjoy the experience.

A special thanks to the active leaders within the Shed who in recent times have participated in one or more of the events which all go towards helping to make this the best Shed in the State. Things like the Mens Sheds of WA Zone Meeting held at the Lake Monger Shed or the Shed Leadership Seminar held at RAAFA Club in Bull Creek, or Good Governance presentation which was held at our Shed, or the recent Shed Strategic Planning meeting also held at our Shed. All these things go into making your Shed the success it is, and it is great to see that our Shed Leaders are active participants in contributing and gaining knowledge for the benefit of all.

Now that Covid 19 restrictions have been removed many of our Sheddies are travelling far and wide and I am about to join them and so you won't see as much of me around the Shed, but I am certain that the great works we do at the Shed will continue as we have a great group of leaders who make it all happen. Next time you have the opportunity to thank one of these men, do so and start a conversation. You won't regret it.

Best regards

Peter Panek

President

Retired Aussies shed light on the magic of pottering about

James Salmon Perth

Retired stockbroker Greg Soudure expertly turns a lathe as he puts the finishing touches to a wooden bowl.

Fellow baby boomers fix chairs, chests of drawers and old bicycles, or toil away on their own woodwork creations. This giant shed in a smart suburb of south Perth is one of more than 1,300 across Australia offering a haven for older men with plenty of time on their hands.

Cooking, social media and beekeeping classes are among a range of activities on offer at the Showgrounds Community Men's Shed, a building once used to show off farm animals at the Perth Royal Show, the city's annual agricultural show.

Soudure, 73, said his wife urged him to join shortly after he retired a couple of years ago as he was spending his days monitoring the financial markets on his laptop.

"Now she has no difficulty getting me out of the house," he added.

Australia has taken pottering around in a shed to another level, spawning a grassroots movement to help provide camaraderie for frustrated or lonely older men around the world.

This year members are marking 30 years of "shedding", with parties and barbecues planned. To celebrate, more than 250 members from 92 sheds have just taken part in relay legs of a 2,000-mile bicycle trip around Western Australia.

The inspiration for the community men's shed came from Maxine Chaseling, a care worker, who established the first one in Goolwa, South



Greg Soudure has swapped monitoring the markets for metalwork at a community men's shed in south Perth

Australia in 1993. She had the idea when her father sank into depression after being forced to give up work following a heart attack.

The simple concept struck a chord and there are now more men's sheds in Australia than branches of McDonald's.

Other countries have cottoned on too, including the UK, which has almost 550 sheds and 129 more under construction.

In total there are now almost 3,000 men's sheds operating across 12 countries including Ireland, New Zealand, Canada, America, Kenya and South Africa.

Although many sheds now welcome women and some younger men drop in to hone their DIY skills, the typical profile of a "shedder" in Australia is a white male in his mid-70s.

Trevor Gorey, president of Men's Sheds of Western Australia, is a former

chartered accountant who is now a dab hand at making Irish limerick harps. The 80-year-old joined a local men's shed in Perth seven years ago, not long after retiring.

"I was at a bit of a loose end and was looking for something to do. My wife was fed up with me hanging around doing nothing."

He said many men of his generation, struggle with a loss of identity and purpose when they retire.

They are also more likely to suffer from poor physical and mental health. Official figures show men born in Australia are dying almost seven years younger than women on average, at 77.8 years compared with 84.5 years.

"Despite being one of the healthiest countries in the world, we still have a glaring health gap between men and women," said Glen Poole, chief executive of the Australian Men's Health

For
exe
Aus
Ass
fac
ove
hea
the
dec

blo
cor
kee

rev
ex
ou
ris
sh
wo
ab
fo

to
wh
ha

re
m
pr
de
pr
he

fu
go
lo
ru
m
cl
p
h

c
b
e
P

M
V
a
e
g
E

The UK Sunday Times article about Aussie Mens Sheds



Photos by Post Newspaper of Mike Wiggin's Achievement

WOODWORKING GROUP – Greg Righton

The last month has seen new machinery coming into the shed.

A new Micronair dust extraction system has been installed which incorporates a variable speed drive fan motor and a vibrating motor sitting a top 4 large dust filters. The VSD fan motor speed is variable and suction increases when more dust control gates are open as a result of more machines being in use. It uses less power and is thus more efficient when less machines are in use. The VSD motor starts up slowly and will last much longer than a normal electric motor.

The biggest benefit is the use of only one sulo bin for the dust to be extracted into which means much less cleaning is required compared to the old system which apart from using a sulo bin it also incorporated cleaning fine dust from 10 socks and 10 buckets.

Removing the old dust extraction system was a major task with the metal wall and horizontal purlins of the front wall to the shed having to be firstly removed so that the 4 metre high unit could be extracted. The system was a number of components fitting into each other and to avoid removing the roof it took the Micronair contractor and 4 sheddies most of the day to remove the system. This was done by cutting out the bottom support platform with an angle grinder and then removing this platform and then the next 3 parts to the system lowering them to the ground one at a time.

The wall to the dust extraction room was then reinstalled and the door to the room repositioned to the right side of where it was previously.



Due to the old thicknesser starting to show signs of wear and tear we purchased a new 3 phase, 7.5kw industrial SCM thicknesser. This Italian made machine is a semi-professional unit resulting in a greatly improved finish to the timber being reduced down. The cutting ability particularly on hardwood is vastly superior to the old machine.

Dave, our resident plumber and Greg from Woodworking were able to help out the kitchen team with the installation of a new stainless steel

preparation sink. Greg sourced and installed a support bracket for the existing benchtop which the sink butted up to and also drilled the 50mm hole through the double cavity wall to take the waste pipe. Dave did his plumbing work gluing the pipework together and fitting the tapware.

The Royal Show preparations are coming along with the cutting and sanding of pine glut componentry for the sale of Christmas trees now almost completed. Dennis and Noel and a



few other members have spent a lot of time making up the components for about 40 trees.

Also in preparation for the Show, the CNC team have been very busy cutting up pine gluts to make name plaques from and to date they have produced about 600 blanks. Otti and the CNC team have also been busy cutting out parts for the pterodactyl mobiles which we are hoping will be a big seller at the show because of the dinosaur theme.

Shedie, Peter Reading is a member of the Nedlands Croquet Club and requested refurbishment of 4 benches used at the club. Picture is a before and after shown right. Peter is to attend to final painting of the benches.



GARDEN GROUP – *Stewart Forbes*

As we start the cooler months the garden team has been using the benign conditions to propagate new plants for the Perth Royal Show and Gavin's geraniums in particular have been growing well.



We have a number of new red passionfruit plants available. They have been grown from seed harvested from the fruit in the picture below, kindly donated by Paul Setchell. Paul's vine started flowering during November last year and the fruit ripened from the end of February onwards. Our vines should therefore follow suit by flowering and fruiting early, unlike many varieties which only flower from mid-March onwards which leads to most of the fruit being unable to ripen due to insufficient heat and hours of sunlight.



Our butternut harvest is almost at an end with Dennis having already enjoyed 2 big specimens. The last one is pictured left.



In anticipation of the winter winds, we have erected some wind barriers to protect the nursery plants as far as possible. The shade cloth screens have the added bonus of screening out the dilapidated parts of the Centenary Building.




Gavin has been busy liaising with various Rotary Clubs and their landscape gardener about plants for a development in Congdon Street, North Fremantle which is to provide accommodation for over 55-year-old homeless women. A large number of plants have been delivered to the development since the photo right.



The garden group will not be hibernating during winter so feel free to browse the plants and discuss your garden issues with any member of the garden team. New team members are always welcome!

As usual, the garden group has been working with other groups within the Shed and below are some great arial photos of the garden area taken by John Bolto with his drone.



KITCHEN GROUP – *Werner Ribul*

Over the last two months we have seen a change in season, and this prompted a change in our menus and preferred locations. After a long run of successful outdoor events in our beautiful SCMS garden area, we have now returned to hosting events in the Woodworking hall.



Kitchen Team Events

The **April 2023 Members Luncheon** turned out as a ‘cosy affair’ with your closest friends. Falling just after the Easter break, many members were still reeling from their chocolate egg-overload, but those who made it to our luncheon enjoyed a flavoursome meal of **Penne Pasta with Tomato & Tuna Sauce** accompanied by a refreshing mixed leaf salad. We even rolled out the big table cloth to match the Silver-service. And the finish was even sweeter thanks to **Andrew’s** home-made Tiramisu. All that was missing was a nice glass of Limoncello at the end!

For the **April 2023 Sundowner** we rolled back the curtains and fired up our cherished Wood-fired oven. And the menu was, of course, **Pizzas, Pizzas and & Pizzas!** Masterchef Simon Benwell enrolled 2 new ‘apprentices’ in Curt McDonald and Greg



Knight and together they worked through more than 40 doughballs. The early stages of preparatiuon are shown in the accompanying pictures – John Waller can only watch on in amazement! The night was long and the bar was kept very busy by our more than 60 guests that filled the Woodworking hall to capacity – simply a night to remember!

The **May 2023 Members Luncheon** was billed as a Rotisserie event.

Unfortunately, the weather turned wintry and wet just days earlier and we had to change our plans to cook the chicken in the trusted SCMS kitchen oven.



Head chef **Werner Ribul** did his very best to mask the missing ambers of the woodfire through liberal use of our home-made smoky spice rub and the **Roast Chicken with vegetables and oriental rice** turned out to be as nice as hoped for. Even Catia, our guest of the day from the ‘Men Healthier Together’ initiative couldn’t fault our cooking. As a sweet finish, we served up a ‘seasoned’ **Orange & Poppseed cake** that complemented the flavours of the main course and we ended up with no leftovers whatsoever – another Kitchen job well done!



During our weekly **Thursday Morning Tea** sessions, we noted a healthy and consistent attendance of the SCMS faithful. We now have to routinely prepare 3 loads of scones and are sometimes still running a bit short, partly due to our scones ‘donations’ to RASWA – hence, our **Scones ‘Juggernaut’** continues unabated as the ‘Best in the West’!



In early May we were devastated to learn that our valued Kitchen Team member and experienced Chef **Peter McGregor** had passed away after a short and unsuccessful fight with cancer. Peter joined us in February 2022 and quickly established himself as a capable and devoted member of the SCMS Kitchen Team. During my extended absence overseas last year, Peter selflessly agreed to step-up and lead our team through several catering events including the Royal Show 2022. Together with his family and friends, a delegation from the SCMS Kitchen Team farewelled Peter at a memorial in Balcatta on 15th May. Vale Peter McGregor.



On a more operational front, our long-planned **Kitchen make-over** is progressing well. During May we completed the installation of a more suitable commercial kitchen sink and tap in our kitchen storeroom and also replaced our outdated gas cooktop which was not equipped with the required safety device which would stop a flame-failure to occur.



At the time of writing this contribution, we were putting the final edits together on a proposal to purchase a new commercial dishwasher to replace our ageing and not fit-for-purpose domestic washer. Needless to say, our regular Kitchen 'dishies' are extremely excited about these events!

The small team of SCMS members who, under the guidance of **Peter Goodes**, have very successfully tended to our sizeable **Kitchen Garden** are eagerly preparing for the upcoming growing season. Thanks to their efforts, we have been largely self-sufficient in the supply of a wide variety of herbs and also enjoyed growing our own stock of chillies. Now we are looking to fill some of the gaps with new varieties and refresh some of the older plants in preparation for the next summer cooking season.



Finally, and as promised in the last newsletter, our chef **Michael Henderson** is putting the final touches on the preparations for our **SCMS Cooking Courses 2023**. The invitation to express interest went out to all sheddies and several interested members will be invited to

book their places on the three dates in June, July and August. If you missed to send a reply to Michael's invitation and would still be interested, please contact Michael ASAP!



Stay safe & eat healthy - at the SCMS Kitchen Team events!

RECIPE OF THE MONTH – *Werner Ribul*

Moroccan Chicken with Olives and preserved Lemon

This is a slow-cooked Moroccan stew made with chicken thighs, onions, olives, saffron, and preserved lemons - full of flavour and easy to make. Best served with some steamed Cous-cous.

Prep Time: 20 minutes + 1 hour Serves: 6
Cook Time: 70-85 minutes
Total Time: 180 minutes

Ingredients

- 6 chicken leg quarters, skin removed
- 1 large onion, thinly sliced
- 1 small, preserved lemon
- 1 cup of pitted green olives
- 1 bunch of fresh coriander, roughly chopped
- salt & freshly cracked black pepper to taste

For the marinade:

- 2 tablespoons olive oil
- 6 garlic cloves, grated
- ½ teaspoon ground dried ginger
- 1 teaspoon sweet paprika
- A pinch of saffron threads plus ¼ cup boiling water
- ¼ cup chopped fresh parsley
- ½ teaspoon ground cumin
- ½ teaspoon ground coriander 1tablespoon honey



- [optional: ½ teaspoon ground turmeric]

Method

- 1) **Marinate the chicken:** combine all of the marinade ingredients together in a large bowl. Add the chicken. Quarter the preserved lemon and remove the pulp. Chop the pulp and add to the chicken. Add the lemon peel (thinly sliced, optional) and toss the chicken in the marinade to coat. Let stand for an hour or, **preferably**, overnight in the refrigerator for maximum flavour.
- 2) Preheat the oven to 160 °C (fan-forced).
- 3) Fry the onion with 3-4 tablespoons of olive oil in a large casserole over medium heat until soft and golden, about 8 minutes.
- 4) Add the chicken with all of the marinade and top with the olives. Cover the casserole with a lid or aluminium foil and bake for 30 minutes. Remove the lid/foil and bake for an additional 30-45 minutes at 200 °C.
- 5) Sprinkle with the chopped coriander and serve with some steamed Cous-cous.

Recipe Notes

Allow about 60g of steamed cous-cous per person to go with the Moroccan chicken.

COMPUTING AND SOCIAL MEDIA – *Les Gunn*

We support the Shed's diverse groups and members in many Information Technology areas. Group activities for 2023 (especially during Perth Royal Show) are being planned now, so please contact Les Gunn if you have ideas about the function of this Group.

Computing and Social Media Group is an important **operational** contributor to other Groups. We also maintain the desktop PCs, printers, scanners and wired/Wifi networks in support of day-to-day running of the Shed.

Many of the members who have joined this group are interested in learning more about computing or how to better manage their smartphone, desktop, tablet, or laptop.

New WiFi for the Shed

We needed an internet connection in the Flight Simulator building. The Shed also required an upgrade in the number of simultaneous connections as larger groups of members visit the Shed and usually automatically connect their smartphones or laptops to our Shed WiFi.

The original Telstra 4GX modem-router was performing well and rather than junk it, we decided to simply move it the Flight Sim Building. The "mesh" component of the Shed Wifi was also performing well so that was left unchanged.

Because of its unique location, the Shed required a "non-NBN" solution and the 4GX service was very critical in keeping the WiFi available during the 2022 Royal Show, (even on a day where every other Internet Service was off-line for some hours).

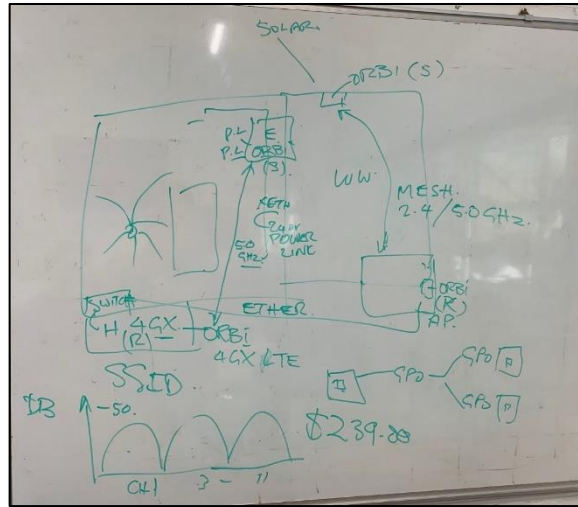
We decided to stay with 4GX and the same brand as our mesh solution. (ORBI by Netgear). Telstra had sold-out of the 4GX Orbi box that was offered at \$399 before the switch to their “5th Generation” solutions, so we found one on eBay. This is where we took a few risks, however with testing to ensure the WiFi and Ethernet connections were still working, we installed the new WiFi without a glitch.

The change should be transparent to all existing connections because there is no change to the SSID or passwords. Some members may notice the new WiFi is even faster than the original setup.

If anyone wants to connect their smartphone, we have provided a QR Code (remember those?) and connection can



be expedited by pointing the camera in your phone at the QR Code which is on the notice board near the attendance form as you check in. Look for a message on the screen and with one “tap” you are connected. (Do not press the camera button).



Moving Your Apple Photos Library to an External Disk

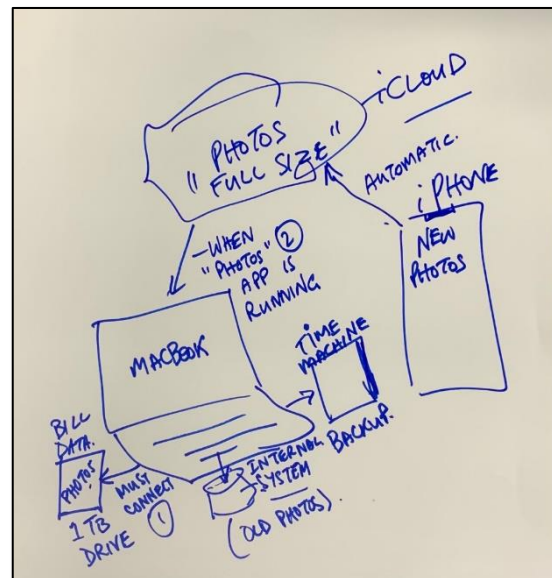
If you have an Apple MacBook with a relatively small hard drive, you may have experienced an issue with the size of your Photos App library.

As we explained to Bill, when his MacBook hard drive was nearing capacity, the main thing causing his problem was too many *videos and photos*. So, we decided to move his “PHOTOS” library to new external disk.

The internal MacBook disk storage was being managed by Apple Software due the fact that Bill had invested in extra iCloud storage (via his Apple Account). Photos taken on his iPhone were being uploaded to the iCloud and backed up in full size. However, because of the size restriction inherent in his MacBook, they could not all be replicated to his laptop computer.

We copied the Photos Library to a spare 1-Tera-byte external disk. Then, we simply opened that copy and waited for the new “Use as System Library” preference to take effect. We also set his iCloud Preferences to: “Download Originals to this iMac”.

The changes worked, and before long all the original iPhone Photos were downloaded to his MacBook. To create an extra backup, we made sure the external disk for “Time Machine” was set up.



Now Bill needs to remember to attach his external disk (1) before opening the Photos App (2). I hope my drawing did not confuse Bill too much.



That guy in the striped shirt above looks like my doppelgänger but I can assure everyone that this is not our Shed.

Our Computer and Smart Phone Help Desk is open by appointment, and you are welcome to bring your PC, Tablet or smart phone or just use one of our desktop PCs/Macs.

Whatever you decide, almost always, a password is required. So bring a copy of those credentials for your Google/Microsoft/Apple/ TidyHQ account sign-on(s) to the Shed.

Please set up your appointment with Les Gunn via email: les.gunn@gmail.com or text: 0412171006, for help with email, smartphones, Wi-Fi, Cloud storage, malware or virus protection and any other IT issues that may have you bogged down in technology.

On Facebook see our page at: <https://www.facebook.com/SCMSClaremont> and <https://www.facebook.com/groups/739066453191187> for the private Group.

BICYCLES GROUP – Michael Bisset

We recently had some good news from Bicycles 4 Humanity about Container #22, which left Fremantle in early January, has arrived in Walvis Bay, Namibia. The 390 bikes plus spare wheels, tyres and other critical spare parts are now being sorted by Bicycle Empowerment Network staff for delivery to 17 community bike shops spread across Namibia.

Our supply to B4H has been steady with about 190 bikes delivered by our team since July. Sales have also been good for the year, and we have quite a load to sell in the next month. The plan will be to advertise on Facebook and have buyers visit the Shed on Saturday 10 June to collect.

Our group is always looking for new members and if interested come and have a chat on our main session which is each Tuesday morning.

BEE KEEPING GROUP – *Anthony McGrath*



The recent Summer weather and early Autumn has been a little tough on our Bees here and in the South-West more generally. We had zero rainfall over Summer and this led to low levels of flowering and nectar production. As such, our hives have been healthy and held-their-own but have not produced much excess honey! We will have to wait for a fantastic Spring!

Down Margaret River way, Beekeepers there were hoping for a great Marri Flowering season. Unfortunately, the Marri flowering only lasted for one week! Such is life in the natural environment.

Anyway in our own Apiary at the Men's Shed we have been busy training up new Beekeepers and providing them with their first Hives. Newly installed Beekeepers are Simon Powell and Mike Murray. We look forward to hearing how it has all gone in the early stages. We have another two or three trainees in the wings to become Beekeepers which is great. If anyone else wishes to become a Beekeeper or simply to learn about Bees, we are willing and ready to help. Please talk to us.

Over the next few months, we will be rationalising our Apiary down to about 6 hives and making sure they are all ready to survive a Winter so they can hit Spring running (flying).

Our next **Monthly Meeting**, which is open to all Members will occur at **3:30pm Thursday 1 June 2023**. We will be talking about Winterising Hives, some feedback from New beekeepers and discussing any other Apiary issues such as Varroa Mite. All this in an atmosphere of Fun & Fellowship and possibly a couple of wines! See you there.

Also note that our exceptional raw Honey is still on sale from the Shed - but it is selling steadily and may not last long. Make sure you get in for your jar or two.

Please contact myself, Curt, Steve Rodgers, Stephen Keenihan or Des Lord if you have any Bee questions, want to get involved or buy some wax or Honey. All the best - Keep Buzzing!!





WINE APPRECIATION GROUP – *Chris Harding*

The Wine Group held two monthly meetings in April and May.

In April Michael Hart hosted an excellent evening of wine appreciation, who tipped his hat to the many Australian wineries that have an Irish connection. Given the Irish love of all things alcohol, it was not surprising to find they have had a huge influence on many wineries throughout Australia.

This was followed up by Colin Scott in May, who took the group on a road trip from Perth to Denmark, stopping at various wineries along the way.



To open up the delights of the Wine Group to the wider Shed membership, Steve Gerreyn also organised a special Wine Maker Event in mid May, with wines from a local vineyard in the Swan Valley, Torrent Wines, presented by their wine maker.



CNC GROUP – *John Hassell*

The CNC Group now has eight people qualified to operate the CNC machine.

John Hassell is the Group leader with Otti Ott the deputy leader.

The Group is busy creating products for sale at the Royal Show. Along with the very successful 'Cut While You Wait' nameplates we did last year, we are producing Pterodactyl kits and specialty name plates featuring a Tyrannosaurus Rex logo.

We hope to exceed the 600 name plates we sold at last year's Show with a target of 800 for this year. Already the Group has cut 300 blanks.

Otti designed the Pterodactyl kit and we are in the process of cutting 150 of these for sale at the Show. A sample can be seen flying in the Shed. We also plan to cut a monster version as a display piece for the Shed during the Show.



FLIGHT SIMULATOR – *Nick Bagshaw*

Through the generosity of Derek Froud our Shed acquired a complete Boeing 737 flight simulator (FS) late last year. Derek, a former Qantas pilot, spent more than a decade building the FS at his home. Like other enthusiasts, he incorporated real B737 parts into his FS: seats, column yokes, steering tiller and some instruments. Sadly, due to health reasons Derek moved to more appropriate accommodation and the FS had to leave his home. By chance, Derek's nephew Jason Froud (a fellow Shed member) lives next to our President Peter Panek. One thing led to another and, as they say, the rest is history.

The FS is a complicated machine, computer controlled with a suite of software programs, lots of instruments and masses of wiring. Because the machine had to be removed from Derek's home in somewhat of a hurry, the re-assembly instructions for hardware, wiring diagrams and computer software were very limited – an additional challenge for the FS team as the rebuilding commenced in a small building close to the Shed.



Over the last few months much progress has been made despite frustrations in better understanding how the computer hardware was set up and the quite complex suite of software programs evaluated. We only had limited access to Derek due to his situation.

The team of Calvin Munro, Danny Burgess and Mike Glasson have made much progress in building a more complete cockpit structure to house the instrument modules and the overhead projector which provides the image of airports and flight. Mike has also made significant progress in labelling the challenging mass of wires behind the instrument panels and how they connect to the computer. John Hassell has sorted out computer hardware problems and Les Gunn has installed internet access; he is currently focusing on evaluating the software.



Calvin & Danny: how do we get this kite to take off?

We have been fortunate in making contact with Tony Strickland, an old friend of Derek's and a former fellow pilot who has at home a very complete desktop FS. He has in the past sat with Derek in his FS so has first-hand knowledge of its operation. And he is able, on occasion, to talk to Derek about specific queries. Interestingly, Tony has just joined our Shed so he will be able to take an increasing involvement in the commissioning and operation of the FS.



Mike doesn't need a co-pilot!

Once we have the FS in some form of routine operation, we can draw on fellow Shed member John Murdoch who is a current B737 captain to assist with further enhancement of the FS. In addition, at least two other current B737 pilots have expressed an interest in being involved.

What's the timeframe for "routine operation"? We think at least several more months. Then we can consider giving fellow Shed members and their families a flying experience from Perth

Airport to their favorite destinations. Obviously it would be advantageous to have the general public attending this year's Royal Show to be able to take flights, and that is a key aim of the Group but with no guarantee at this stage. Further out, we are contemplating having school groups attend to gain an interesting flight experience.

No doubt some of you have sat in commercial simulators here in Perth or elsewhere. They provide a stimulating and challenging experience which we hope to emulate. To whet your appetite, go to a range of YouTube videos for more information.

ART GROUP – Robert Bellingham & Colin Scott

The SCMS Art Group (“the Shed has an Art Group?” we hear some say!) recently passed its 2 year anniversary. And yes, we have an art group and a few stalwarts meet on a weekly basis to pursue and discuss, amongst other topics, our individual interests in “Art” in all, or nearly all, its forms (we’ve yet to persuade any models to disrobe for a life drawing class but we’re working on it!).

To help raise the group’s profile a little, Robert & Colin recently demonstrated not only art skills, but woodworking skills, to construct a display board for the Meeting Room at the shed. The idea of the display is to showcase the wide range of subjects and media used in our work and can be either complete or works-in-progress, from original masterpieces to painting-by-numbers hacks, “raw” or in a frame, created at the Shed or elsewhere by members of the group. Our aim is to change out the artwork on display on a frequent basis as new work becomes available or old pieces are revived, so please keep an eye on the display board for the latest offerings. (The fire extinguisher, signage and epi-pen holder in the photo are not part of an installation art piece).



The Art Group started out as a series of introduction to landscape oil painting sessions led and tutored by Peter Wilshaw, who was keen to share his lifelong love of painting and nature and to impart his experience and knowledge of various oil painting techniques with other shed members with some tips and tricks along the way. The Art Group has since diversified into using other media, including pastels, pencil & charcoal, acrylics, digital and even lino-cut printing, with some members wanting to try out different media from those they have used in the past, while others were starting from scratch having never drawn or painted before.

Recently, Peter has been dabbling in the digital (dark) arts using his iPad and some creative software to produce this interesting, as yet unnamed, piece.





Meanwhile, Owen has been continuing with his “fruit” theme, painstakingly detailing each and every pomegranate pip in his latest still-life piece – he’s under the pump to get it finished so that it can be hung on the wall at home.

Robert, when he’s not pencil drawing House of Windsor and SCMS royalty, turns out some amazing pastel works on a regular basis.




The Art Group is keen to welcome new members and we’re sure there are budding (or experienced) artists out there and it would be great if you’d come along and join us. We do hear a number of excuses expressed by Sheddies but as you can see from the list below, we think none are valid and should not be a barrier to you joining in....

- “I have no talent” – we bet you have but you don’t need any, just have a go. And you won’t need another dot on your name badge to start!
- “I haven’t done anything artistic for years/since schooldays” – time to get started!
- “I don’t have an easel” – you can make one in 20 mins in the Shed, we have a pattern.
- “I wouldn’t know what to ask for in an art supply shop” – that’s OK, you can get just about all you need to get started at Bunnings or Officeworks, and there’s never anyone to ask there anyway ;-)
- “I don’t know how to paint” – we can give you some pointers, just have a go.
- “I can’t sketch to save my life” – you don’t have to, just print a picture you like in faded monochrome and colour it in. The Art Group don’t care what others think – we think it’s still art!

The Shed Art Group continues to meet weekly on Wednesday mornings from 9:30 to 12:00. Usually, we gather in the Conference Room, but if the weather is favourable, we meet outside.

And remember when it comes to art, it's all about your point of view.



PHOTOGRAPHY GROUP – Mike Somerville-Brown

2023 Program Overview

In January the Leadership Team presented the 2023 Program activities for the first six months and some program improvements (see below).

Photography Group
2022 Calendar - August Update

2023 Calendar	No Meeting	Knowledge/Guest Speaker	Review	Field Trip	Project	July	August	September	October	November	December
January	February	March	April	May	June						
		"Tranquility"	"Movement with Grace"	"Heavens Above" Astrophotography	"Twilight" or "Pensive"						
Sat			1			1					
Sun			2			2			5	Royal Show	
Mon			3	1		3			2		
Tue			4	2		4	1		3		
Wed		1	5	3		5	2		4	1	
Thu		2023 Program Overview & Moon Photography	Using Aperture Mode For Landscape Photography	Member Review of "Movement with Grace" photos	Member Review of "Twilight and Pensive" photos	6	3		5	2	
Fri		3	7	5		7	4	1	6	3	1
Sat		4	8	6		8	5	2	7	4	2
Sun		5	9	7		9	6	3	8	5	3
Mon		6	10	8		10	7	4	9	6	4
Tue		7	Labour Day	11		11	8	5	10	7	5
Wed		8		12		12	9	6	11	8	6
Thu	Holiday	9	Landscape Photography	Member's Review of "Tranquility" photos	Everything you wanted to know about Smartphone Photography	13	10	7	12	9	7
Fri		10	14	12		14	11	8	13	10	8
Sat		11	15	13		15	12	9	14	11	9
Sun		12	16	14		16	13	10	15	12	10
Mon		13	17	15		17	14	11	16	13	11
Tue		14	18	16		18	15	12	17	14	12
Wed		15	19	17		19	16	13	18	15	13
Thu	Come Fly a drone	16	Sharing Photos, Reviews & Review Moon Photos	Shutter Speed Mode	Introduction to Astrophotography	20	Royal Show Projects	Royal Show Projects	Royal Show Projects	16	Rottneiss Trip
Fri		17	21	19		21	18	15	20	17	15
Sat		18	Cricket Match @ Govt House TBC	22		22	19	16	21	18	16
Sun		19	23	21	Astrophotography Field Trip, Murrumbidgee Way	23	20	17	22	19	17
Mon		20	24	22		24	21	18	23	20	18
Tue		21	25	23	Aboriginal Day	25	22	19	24	21	19
Wed		22	26	24		26	23	20	25	22	20
Thu	Australia Day	23	Understanding your Camera	Landscape Photography at Golden Hour	Member Review of "Astrophotography Field Trip"	27	24	21	26	23	21
Fri		24	28	26		28	25	22	27	24	22
Sat		25	29	27		29	26	23	28	25	23
Sun		26	30	28		30	27	24	29	26	24
Mon		27	31	29		31	28	25	30	27	25
Tue		28		30			29	26	Royal Show - Queen's Birthday Holiday	28	26
Wed		29		31			30	27		29	27
Thu		30					31	28		30	28
Fri		31						29		31	29
								30			30


Program improvements for 2023 included:

- More Practical activities – “camera in your hand”
- Help Forum to help resolve member’s photography “problems”
- Photography Projects & Challenge Activities
- Training/Induction for hardware/software, Google Classroom and our photo website.

Photography Projects to Date

The Photography Group has conducted three projects to date. The purpose of each projects is to challenge our members to utilise the knowledge and skills learnt in our workshops on topics such as “Composition”, “Managing Light”, ‘Aperture Priority”, etc. The first project titled “Tranquility we received some very interesting photos taken all over the State and in fact the world taken by our members, with 59 photos submitted for consideration. Some of these photos will be placed on our photo wall in the Meeting Room.

A small selection of photos from the project below:



This month we are conducting an Astro Photography Project led by John Bolto. After the very interesting Workshop on 18 May the subsequent field trip had to be postponed due to extensive cloud cover; but the plan is to reschedule it at the next suitable evening.

Training/Induction/Help Forum

A number of topics were identified at our first workshop in January for one-on-one training to members on various photography topics such as “Scanning Slides/Photos/Negatives” “Using Photopils app” which has commenced; and others planned to commence during the next six months for “Flying a Drone”: “Sizing and printing photos”; “Editing photos in Lightroom/Photoshop”, Creating/Editing short videos”. Induction for new members on the use of Google Classroom and our photo website for photography group members has also been conducted by our more experienced photographers.

A Help Forum session is usually included at the end of each Workshop where members are encouraged to seek assistance on a problem or issue they may have on a specific aspect of their photography.



Photography Program July to December 2023

The Leadership Team met in early May to further develop the program for the remainder of the year. This program will include:

- Workshops and presentations from our own members as well as guest presenters from the WA Camera Club.
- Various Field Trips including A 5 day Field Trip to the SW Region in late October to practice our knowledge and skills learnt in workshops and field trips during the year but also to have some fun visiting local cafes and wineries.
- More monthly projects reflecting the theme of the respective Workshops.

This draft program will be presented to members at the first Workshop in June for comment and adoption.

2023 Royal Show

The Photography Group after reflecting and reviewing our exhibit last year has decided to expand the presentation of our members photos by building 8 new photo stands. With the kind assistance from Dennis Gregory & Bill MacLeod and technical advice from Greg Righton and Mike Wiggin we built our first photo stand.

Currently we are building a further seven photo boards with a group of photography volunteers including Chris Porter, Chris Oakeley, Greg Knight, Tony Showell, Curt McDonald and myself. The plan is we will have enough space to showcase at least a couple of photos from all of our photography members.



We hope to see you at our next Photography Workshop.

Stay Safe and enjoy the activities of the Shed!